

STUDENT ACHIEVEMENT

March 1, 2023

National American University (NAU) is committed to providing clear and transparent information to assist prospective and current students in making the best possible choices about their education. Each NAU program has established a set of intended learning outcomes describing what a student is expected to know and be able to do upon successful completion of the program.

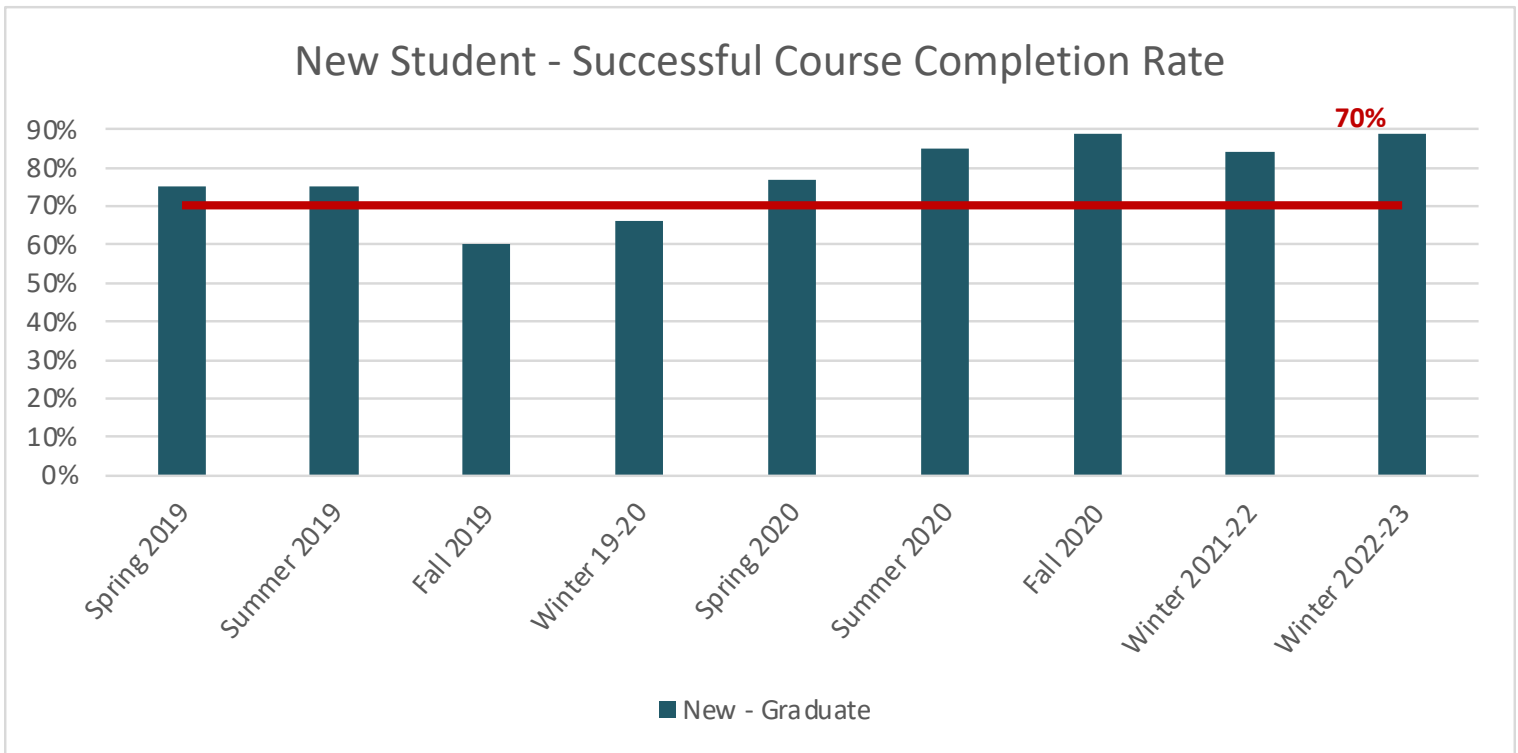
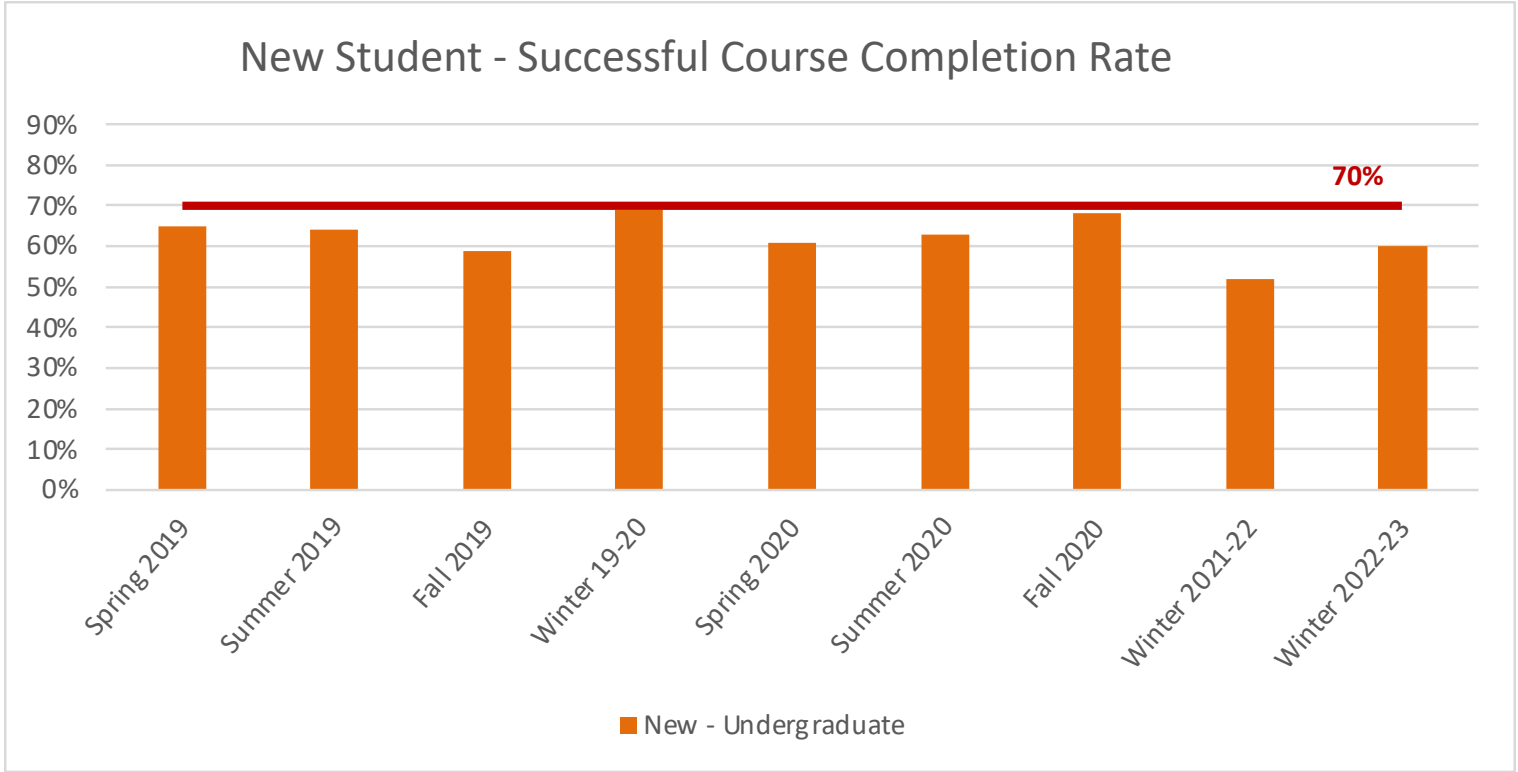
NAU's mission is focused on educational programs that support non-traditional adult learners of diverse backgrounds, cultures, and abilities. Ninety percent (90%) of NAU's undergraduate students are over the age of 25 years. The majority of them are employed while enrolled as part-time students. Many are enrolled in our most popular programs, which include business, management, and healthcare management.

SUCCESSFUL COURSE COMPLETION RATES

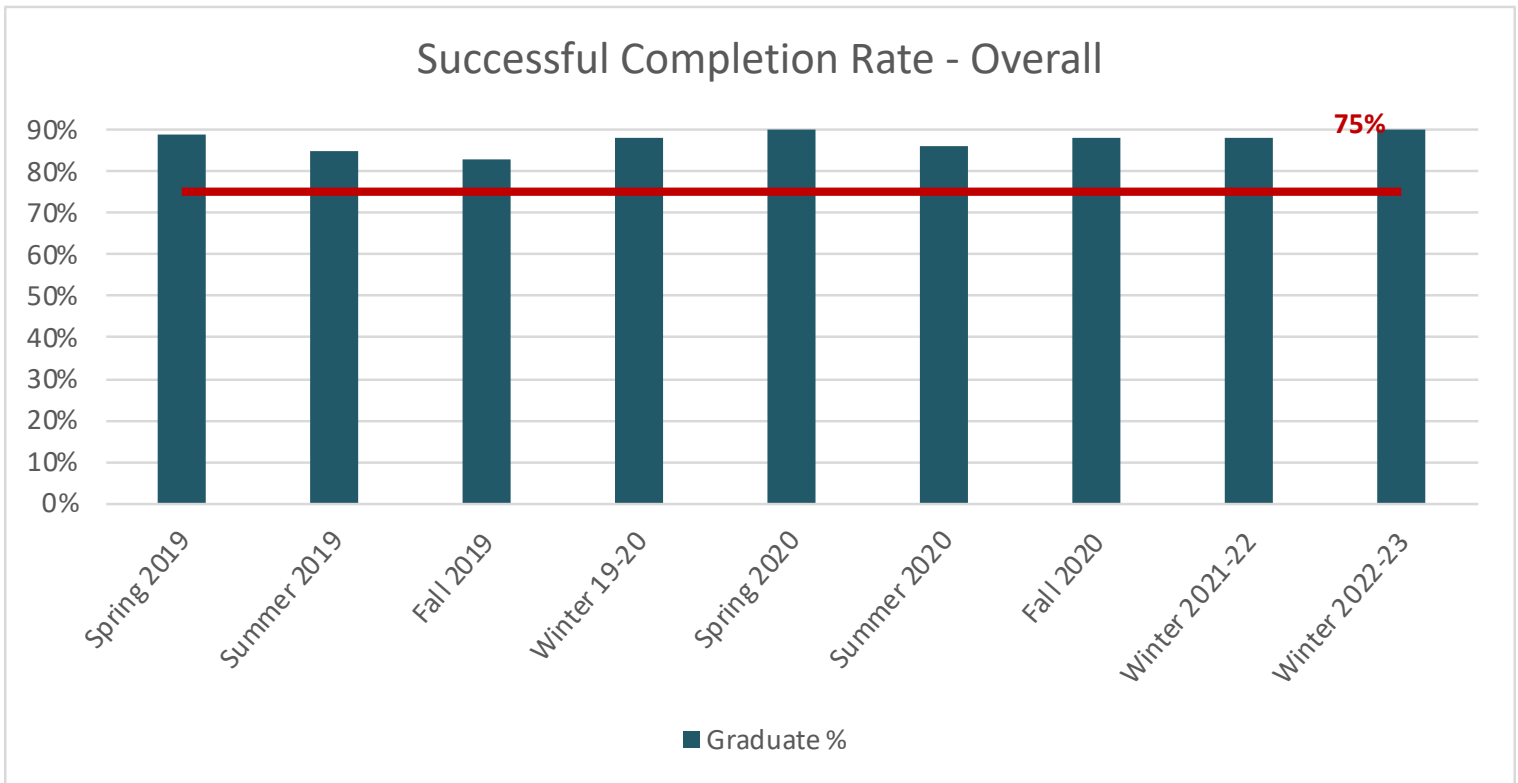
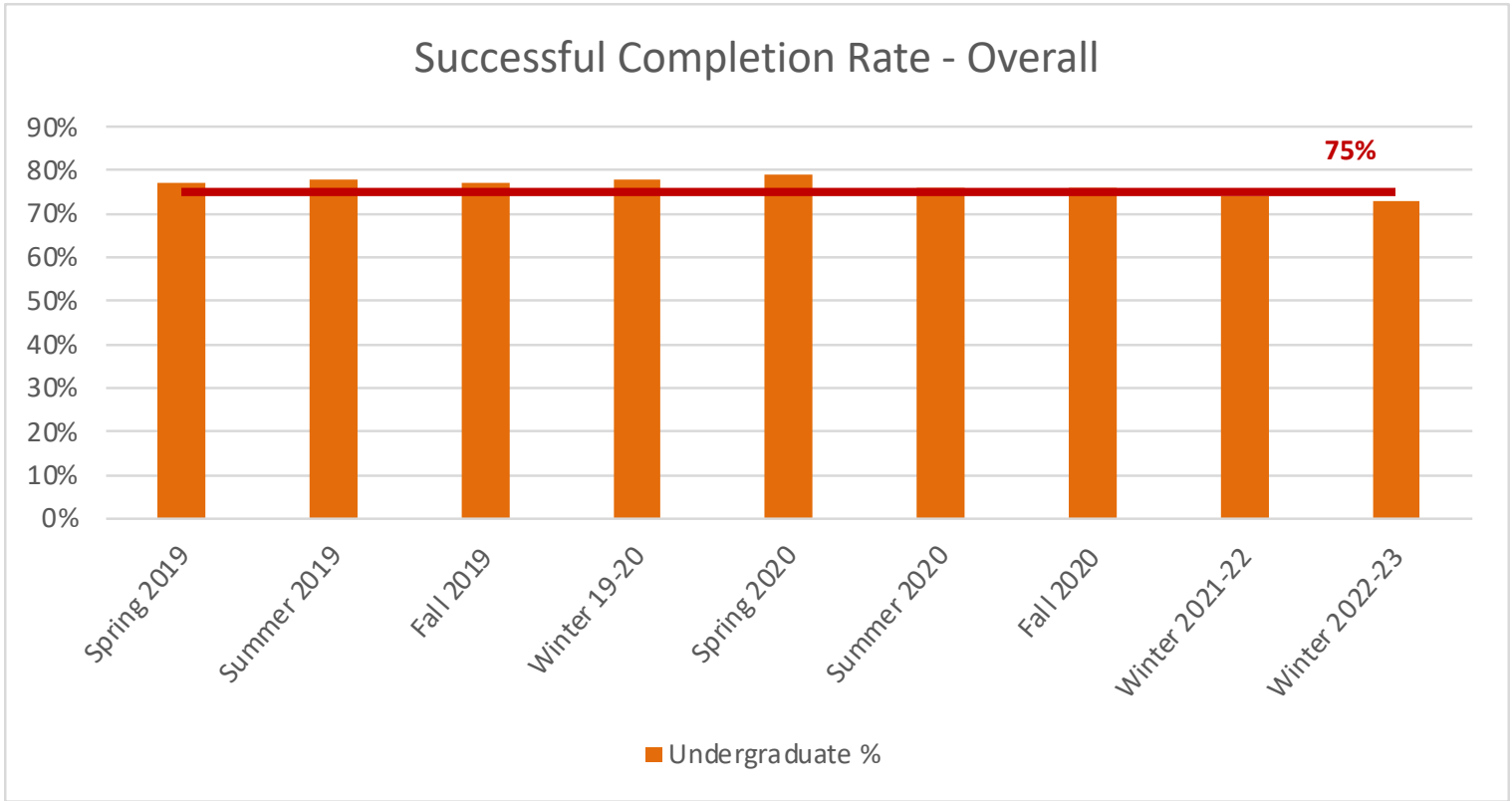
NAU tracks each student's academic performance from the first course until graduation. It is common for NAU's adult working students to enter and exit their programs multiple times over the course of their studies due to life events and commitments outside the classroom. This pattern of attendance, combined with the opportunity for students to start classes every month, necessitates that data be collected and used in a manner that makes the most sense for both students and the university. This data assists NAU in understanding how students perform individually and as groups as they move through their studies.

One of the most important metrics used by the university to track student achievement is successful course completion. The following charts show successful course completion rates for both new and continuing students at the undergraduate and graduate levels during the time periods indicated.

NEW STUDENTS WHO BEGIN NAU COURSES TYPICALLY COMPLETE THEIR FIRST TERM (RECEIVING A PASSING GRADE) AS FOLLOWS:



STUDENTS WHO CONTINUE WITH NAU COMPLETE THEIR COURSES AT THE FOLLOWING RATES:



GRADUATION RATES:

Historically, college graduation rates have been calculated by comparing the number of students who started classes during the fall term to the number of students who graduated during a given time period (e.g., two years, four years, etc.). College Navigator, which reports data from the Integrated Postsecondary Education Data System (IPEDS), also takes a very traditional approach to calculating graduation rates and includes only first-time, full-time students in its calculations. Unfortunately, these traditional methods of calculating graduation rates do not provide a true picture of NAU's graduation rates, because: (1) the vast majority of NAU's undergraduate students (84%) do not attend full-time; (2) many NAU students have attended other schools prior to enrolling at NAU and, therefore, are not considered first-time students; and (3) because NAU offers monthly start dates, many students start classes at times other than the fall term.

National American University has conferred 26,667 degrees since November 1994. Between March 2, 2022 and February 6, 2023 an additional 291 students successfully completed their programs of study. During that time period, the average total student population of NAU was approximately 1,200 students, with approximately 24% of its students who were eligible to graduate doing so.

EMPLOYMENT:

NAU does not offer traditional employment placement services or regularly calculate placement rates; however, it tracks the satisfaction of its graduates through periodic surveys. In September 2021, NAU graduates were surveyed on a number of topics. The 472 graduates who responded to that survey indicated that:

- 85% were satisfied with their education
- 90% are currently employed
- 67% are employed in a position related to their degree
- 32% received a promotion upon completing their degree
- 42% received an increase in pay upon completing their degree
- 61% received a new job role upon completing their degree
- 77% felt NAU prepared them for suitable employment